

## Erasmus+ UK Programme

### Application Results Statistics (Decentralised Actions)

#### 2018 Call, Rounds 1-3


SR29-2018 February 2019

#### 1 Key Findings

- 1.1 982 applications have been offered funding from the 2018 Call.
- 1.2 Successful applications were offered over €171m, a mean grant of €174,280 each.
- 1.3 There were 48 successful KA125 Youth Volunteering Projects applications which received grants of over €2.6m. There were 97 successful KA229 Schools Exchange Partnerships applications which received grants of over €9.3m.

#### 2. Introduction

- 2.1 This report provides overall statistics about the result of Erasmus+ decentralised action applications received during the 2018 Call Rounds 1-3 in the United Kingdom (UK). Programme statistics reports published by the UK NA are available at [www.erasmusplus.org.uk/statistics](http://www.erasmusplus.org.uk/statistics).
- 2.2 Centralised actions are managed at a European level by the Education, Audiovisual and Culture Executive Agency (EACEA) located in Brussels, Belgium. Further information is available on the EACEA website (<http://eacea.ec.europa.eu>) and in Annex 1.
- 2.3 This report draws on management information for the Erasmus+ Programme. Only applications with a UK applicant institution are included in this report. The source for all data tables is the Erasmus+ UK National Agency unless stated otherwise.
- 2.4 There are no country quotas for allocating programme funds between England, Northern Ireland, Scotland and Wales. However, the UK NA does monitor application data to identify areas of the UK that may be under-represented in the programme. This analysis is used to plan and implement Erasmus+ marketing and applicant support services. See Annex 1 for more information.

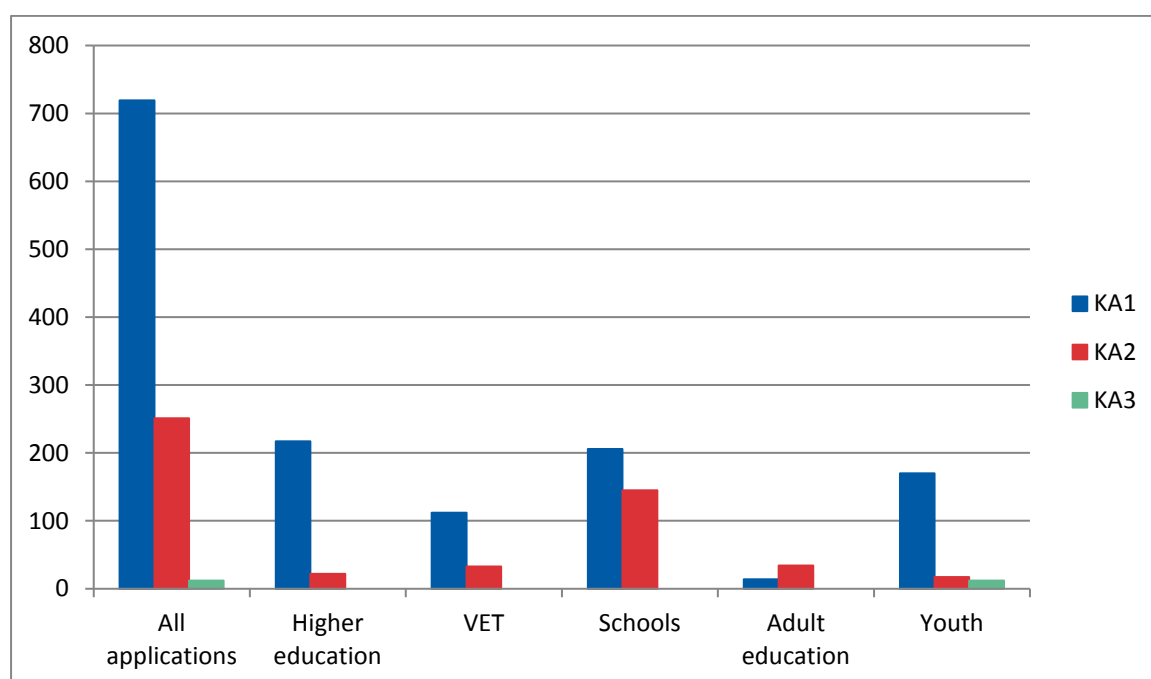


### 3. Application Results

#### Number of applications

- 3.1 The majority of successful applications were submitted under Key Action 1 (719). 251 Key Action 2 and 12 Key Action 3 applications were also successful.
- 3.2 The successful KA1 applications also include 48 successful KA125 Youth Volunteering Projects.
- 3.3 Almost half of all applications were successful (49%) but this varied by Key Action. 53% of KA1 applications were successful compared to 43% of KA2 and 29% of KA3 applications.

Table 1: Number of successful Erasmus+ UK decentralised applications by Programme Field and Key Action (2018 Call, Rounds 1-3)



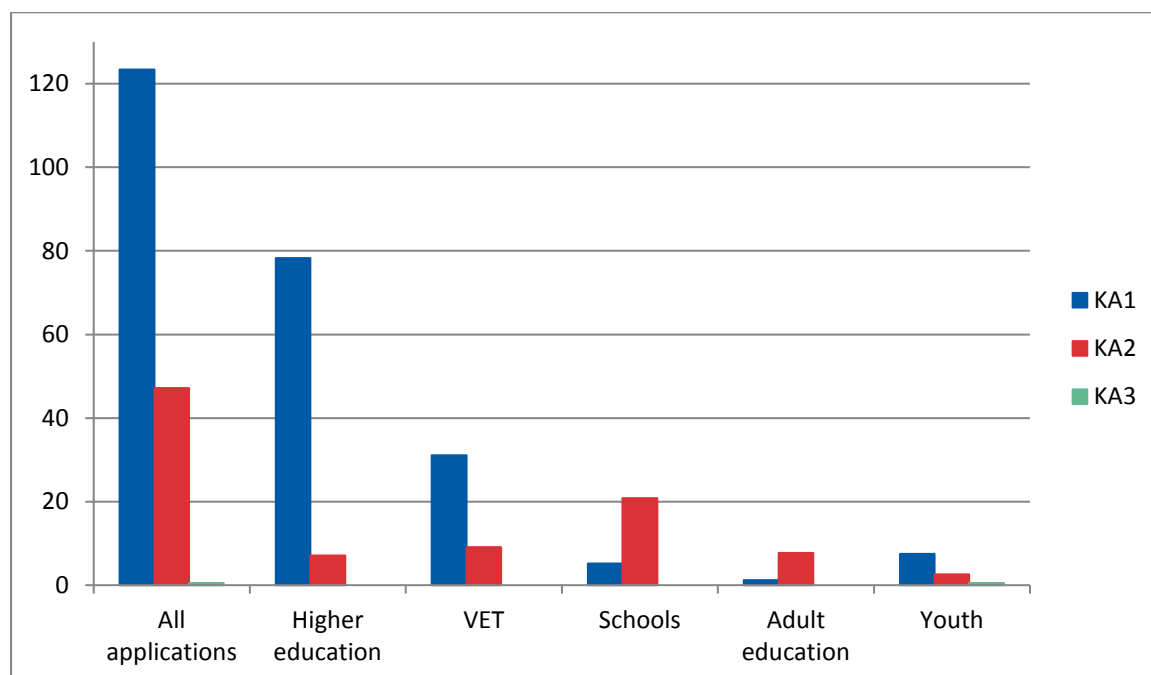
- 3.4 The majority of grants were awarded to organisations based in England (683). The remaining applications were to organisations based in Northern Ireland (58), Scotland (182) and Wales (58). One successful application was received from a British Overseas Country or Territory (see Annex 2 for a definition).
- 3.5 Further details of the applications by country are available in the data tables accompanying this report.

## 4. Value of Successful Applications

4.1 Overall, successful applications were offered grants of over €171m.

4.2 The majority was awarded to KA1 applicants (€123m). KA2 applicants were awarded €47m and KA3 applicants €0.5m.

Table 2: Value of successful Erasmus+ UK decentralised applications in €m by Programme Field (2018 Call, Rounds 1-3)



4.3 The mean grant value awarded was €174,280. This varied by Key Action — €171,612 in KA1; €188,181 in KA2 and; €43,397 in KA3.

4.4 The mean grant value awarded varied by field. In the schools and youth fields the mean grant awarded was relatively low (€73,889 and €53,468 respectively) compared to higher education (€357,370). This variation is driven by a large volume of relatively small value KA1 applications in the schools and youth fields.

4.5 Further details of the value of applications awarded by country are available in the data tables accompanying this report.

## Annex 1: Notes

### About Erasmus+

- 1.1 Erasmus+ is the EU programme for education, training, youth and sport.
- 1.2 Erasmus+ started on 1 January 2014 and replaced the legacy programmes run by the European Commission in the area of education, training, youth and sport. These included the Lifelong Learning Programme (Erasmus, Comenius, Leonardo, Grundtvig and Transversal), Youth in Action and others including Jean Monnet and Erasmus Mundus.
- 1.3 The Erasmus+ programme will run from 2014-2020 and supports activities in education, training, youth and sport across all sectors of lifelong learning including Higher Education, Further Education, adult education, schools and youth activities.
- 1.4 Activities supported through the Erasmus+ programme are supported under several Actions. Each of these Actions incorporates centralised actions that are managed at a European level by the Education, Culture and Audiovisual Executive Agency (EACEA) and decentralised actions that are managed by National Agencies in each participating country. More information is available at: [www.erasmusplus.org.uk/about-erasmus](http://www.erasmusplus.org.uk/about-erasmus).

### Erasmus+ Budget

- 1.5 The Erasmus+ programme budget is divided between education and training, youth, sport, Jean Monnet Activities and other costs. The education and training budget is then further allocated between educational fields with flexibility to vary the allocations by up to 5%.
- 1.6 The amount of Erasmus+ funds available to the UK is published in the European Commission annual work programme. This figure is subject to revision based on demand across the programme as a whole and the potential reallocation of centralised funds.

Table A1: Annual Erasmus+ decentralised action budget for the UK and the EU-33 (€m)

Field	Budget (€m)				
	2014 Call	2015 Call	2016 Call	2017 Call	2018 Call
Higher education	52.7	53.3	53.5	59.7	74.3
Higher education International Credit Mobility (ICM)	-	8.5	9.8	10.7	9.5
Vocational education and training	32.0	31.9	32.3	34.4	40.9
Schools	14.8	15.6	17.1	21.7	30.9
Adult education	4.4	4.4	5.2	7.4	9.2
Youth	13.5	12.9	13.1	14.2	12.8
<b>UK Total</b>	<b>117.4</b>	<b>126.5</b>	<b>130.8</b>	<b>148.0</b>	<b>177.7</b>
<b>Programme total (EU-33)</b>	<b>1,386.4</b>	<b>1,513.5</b>	<b>1,579.5</b>	<b>1,856.6</b>	<b>2,121.8</b>

Sources: European Commission (2014<sup>1</sup>; 2015<sup>2</sup>; 2016<sup>3</sup>; 2017<sup>4</sup>, 2018<sup>5</sup>).

## Key Action 1 higher education funding

- 1.7 Under Key Action 1 staff and student mobility (KA103), Higher Education Institutions (HEIs) apply for a number of mobilities rather than a specific amount of funding.
- 1.8 The NA assesses the requested number of mobilities against those awarded and delivered in previous years and the available budget. A recommendation for the number of mobilities for each HEI is made to the National Evaluation Committee. As a result, it is not possible to

<sup>1</sup> European Commission (2014), *Second amendment of the 2014 annual work programme for the implementation of 'Erasmus+': the Union Programme for Education, Training, Youth and Sport*, C(2014)3581 of 5 June 2014, p106. Available online at: [https://ec.europa.eu/programmes/erasmus-plus/resources/documents/annual-work-programmes\\_en](https://ec.europa.eu/programmes/erasmus-plus/resources/documents/annual-work-programmes_en) (checked 05 February 2019).

<sup>2</sup> European Commission (2015), *Amendment of the 2015 annual work programme for the implementation of 'Erasmus+': the Union Programme for Education, Training, Youth and Sport*, C(2015)4197 of 25 June 2015, pp116, 118. Available online at: [https://ec.europa.eu/programmes/erasmus-plus/resources/documents/annual-work-programmes\\_en](https://ec.europa.eu/programmes/erasmus-plus/resources/documents/annual-work-programmes_en) (checked 05 February 2019).

<sup>3</sup> European Commission (2016), *Amendment of the 2016 annual work programme for the implementation of 'Erasmus+': the Union Programme for Education, Training, Youth and Sport*, C(2016)1122 of 26 February 2016, pp 102-3, 108. Available online at: [https://ec.europa.eu/programmes/erasmus-plus/resources/documents/annual-work-programmes\\_en](https://ec.europa.eu/programmes/erasmus-plus/resources/documents/annual-work-programmes_en) (checked 05 February 2019).

<sup>4</sup> European Commission (2017), *Amendment of the 2017 annual work programme for the implementation of 'Erasmus+': the Union Programme for Education, Training, Youth and Sport*, C(2017)705 of 10 February 2017, pp124-126, 133. Available online at: [https://ec.europa.eu/programmes/erasmus-plus/resources/documents/annual-work-programmes\\_en](https://ec.europa.eu/programmes/erasmus-plus/resources/documents/annual-work-programmes_en) (checked 05 February 2019).

<sup>5</sup> European Commission (2018), *Amendment of the 2018 annual work programme for the implementation of 'Erasmus+': the Union Programme for Education, Training, Youth and Sport* C(2018)774 of 15 February 2018, pp132-33, 138. Available online at: [https://ec.europa.eu/programmes/erasmus-plus/resources/documents/annual-work-programmes\\_en](https://ec.europa.eu/programmes/erasmus-plus/resources/documents/annual-work-programmes_en) (checked 05 February 2019).

calculate a “funding requested” figure for KA103 HE applications and it is possible that HEIs are awarded funding for fewer mobilities than they asked for.

- 1.9 For the purpose of this report the value of funding requested by each HEI is considered identical to the amount awarded. Therefore, the funding amount awarded is equivalent to 100% of the funding requested in KA103 Higher Education.

## Country Participation

- 1.10 In this report, applications are allocated to UK countries by the applicant address. This does not necessarily mean that all UK project activity will take place in that country or that all participants (e.g., those undertaking mobility placements) are from that particular country.
- 1.11 Office for National Statistics (ONS) population estimates in the table below are used to help assess under-representation in the programme.

*Table A2: Proportion of UK population in each UK country*

	2014 Call	2015 Call	2016 Call	2017 Call	2018 Call
England	84.0	84.1	84.1	84.2	84.2
Northern Ireland	2.9	2.8	2.8	2.8	2.8
Scotland	8.3	8.3	8.3	8.2	8.2
Wales	4.8	4.8	4.8	4.7	4.7
<b>UK</b>	<b>100.0</b>	<b>100.0</b>	<b>100.0</b>	<b>100.0</b>	<b>100.0</b>
<b>ONS population estimate used</b>	<b>mid-2013</b>	<b>mid-2014</b>	<b>mid-2015</b>	<b>mid-2016</b>	<b>mid-2017</b>

Source: Office for National Statistics.<sup>6</sup>

## About this report

- 1.12 This report was prepared during January-February 2019 with support from colleagues at the British Council and Ecorys UK by: Steven Murray, Erasmus+ Impact Assessor (E: [eplusimpact@ecorys.com](mailto:eplusimpact@ecorys.com)).
- 1.13 Comments about the report are welcome and should be sent to the author.

<sup>6</sup> <https://www.ons.gov.uk/peoplepopulationandcommunity/populationandmigration/populationestimates> (checked 05 February 2019).

## Annex 2 Definitions

Term	Definition
applicant	The organisation that submits a funding application on behalf of a group / consortium of partners. There can only be one applicant per project.
beneficiary	When a project is approved for funding, the applicant becomes the beneficiary of the Erasmus+ grant.
Call	The period when applications can be made.
Centralised Action	A funding strand or sub-strand of Erasmus+ that is managed at a European level by the Education, Audiovisual and Culture Executive Agency (EACEA) located in Brussels, Belgium.
Decentralised Action	A funding strand or sub-strand of Erasmus+ that is managed in each programme country by National Agencies that are appointed by the National Authority.
Erasmus Charter for Higher Education	Higher education institutions must hold this Charter to take part in Erasmus+.
EU-33	The 28 EU Member States, Iceland, Liechtenstein, Norway, Turkey and FYR Macedonia
Field (or Sector)	The Erasmus+ fields are higher education, vocational education and training, schools, adult education, youth and sport.
Key Action	The title of the three strands of Erasmus+ funding available.
mobility	A project where participants go to another country to study, train, volunteer etc. for a set period.
National Agency	The organisation that manages Erasmus+ in a particular country.
Overseas Country or Territory (OCT)	Special territories of European Union member states which, for historical, geographical, or political reasons, enjoy special status within or outside the European Union.
Partner Country	A country which does not participate fully in Erasmus+ but may take part in certain Actions. Partner Countries are listed in the Programme Guide.
Programme Country	EU or non-EU countries participating fully in Erasmus+. Programme Countries are listed in the Programme Guide.
project	A set of activities with pre-defined objectives, dissemination and results.
Round	The time-specific period when funding is open for applications.
Sector (or Field)	See definition of 'field'.
UK NA	United Kingdom National Agency. The Erasmus+ UK National Agency is a partnership between the British Council and Ecorys UK
virement	The process of transferring items from one financial account to another.